

## National GT Challenge

### Mugello Racing Weekend

#### Race 1 (22 Minutes)

### Starting Grid

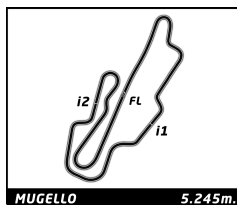
2:24.752	<b>Alessandro REVELLO</b>	Team Cars Racing	9	- 6 -	69	BESTLAP SPORT	Enzo STENTELLA
1:58.799	<b>Mauro GUIDETTI</b>	Team Cars Racing	18	- 5 -	101	DP	Roberto SESTINI
1:56.604	<b>Massimo WANCOLLE</b>	Team Cars Racing	4	- 4 -	11	DP	Stefano INAMA
1:55.676	<b>Adriano VISDOMINI</b>	Next Motorsport	13	- 3 -	76	Autorlando Sport	Luciano TARABINI
1:54.393	<b>Riccardo ROMAGNOLI</b>	Team Cars Racing	43	- 2 -	139	FORMULA RACING	"Alex FOX"
1:53.700	<b>Danilo PAOLETTI</b>	Team Track & go	7	- 1 -	23	BESTLAP SPORT	Luigi GALLO

Pole

**CAR 69 ADMITTED TO START ON BACK OF THE GRID DUE TO STEWARDS DECISION NR.1**

Published at: .....

<b>Stewards:</b> Maria Grazia ARBERI CSAI 26127		Gianluca NATALONI CSAI 338031		Antonia MARMILLATA CSAI 371681		<b>Timekeeper:</b> Andrea RAPI	
---	--	----------------------------------	--	-----------------------------------	--	-----------------------------------	--



## National GT Challenge

### Mugello Racing Weekend

#### Race 1 (20 Minutes)

### Final Classification

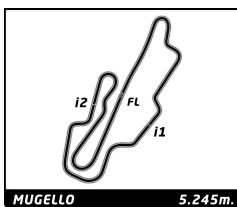
No	Driver	Nat	Team	Car	Cl.	Laps	Total Time	Gap	Kph	Best Lap		
										Lap	Time	Kph
1	23 Luigi GALLO		BESTLAP SPORT	Ferrari 488 Challenge evo	GT Cup	8	<b>21:02.699</b>	-	119.6	8	<b>1:55.651</b>	163.3
2	43 Riccardo ROMAGNOLI		Team Cars Racing	Porsche 992 GT3 Cup	GT Cup	8	<b>21:03.130</b>	+0.431	119.6	8	<b>1:55.646</b>	163.3
3	7 Danilo PAOLETTI		Team Track & go	Porsche 992 GT3 Cup	GT Cup	8	<b>21:03.753</b>	+1.054	119.5	8	<b>1:55.853</b>	163.0
4	76 Luciano TARABINI		Autorlando Sport	Porsche 992 GT3 Cup	GT Cup	8	<b>21:08.380</b>	+5.681	119.1	6	<b>1:57.511</b>	160.7
5	13 Adriano VISDOMINI		Next Motorsport	Porsche 991 GT3 Cup	GT Cup	8	<b>21:14.225</b>	+11.526	118.5	8	<b>1:59.136</b>	158.5
6	4 Massimo WANCOLLE		Team Cars Racing	Porsche 992 GT3 Cup	GT Cup	8	<b>21:16.575</b>	+13.876	118.3	7	<b>1:59.323</b>	158.2
7	11 Stefano INAMA		DP	Ferrari 458	GT Cup L	8	<b>21:19.264</b>	+16.565	118.1	7	<b>1:58.921</b>	158.8
8	69 Enzo STENTELLA		BESTLAP SPORT	Ferrari 488 Challenge evo	GT Cup	8	<b>21:24.152</b>	+21.453	117.6	7	<b>1:59.501</b>	158.0
9	18 Mauro GUIDETTI		Team Cars Racing	Porsche 991 GT3 Cup	GT Cup	8	<b>21:27.513</b>	+24.814	117.3	8	<b>1:59.893</b>	157.5
10	9 Alessandro REVELLO		Team Cars Racing	Porsche 992 GT3 Cup	GT Cup	8	<b>23:21.794</b>	+2:19.095	107.8	5	<b>2:28.329</b>	127.3
11	101 Roberto SESTINI		DP	Ferrari 458	GT Cup	7	<b>21:19.806</b>	1 Lap	103.3	7	<b>2:11.026</b>	144.1
<b>Not classified</b>												
139	"Alex FOX"		FORMULA RACING	Ferrari 296 Challenge	GT X	1	<b>3:52.658</b>					

<b>Pole Position:</b>	Danilo PAOLETTI	<b>1:53.700</b>	166.1 Kph
<b>Fastest Lap:</b>	Lap8 Riccardo ROMAGNOLI	<b>1:55.646</b>	163.3 Kph

Published at: .....

Track Status: **DRY**

<b>Stewards:</b> Maria Grazia ARBERI CSAI 26127	Gianluca NATALONI CSAI 338031	Antonia MARMILLATA CSAI 371681	<b>Timekeeper:</b> Andrea RAPI
---	----------------------------------	-----------------------------------	-----------------------------------



## National GT Challenge

### Mugello Racing Weekend

#### Race 1 (20 Minutes)

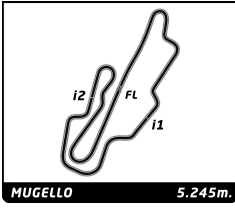
### Final Classification by Class

No	Driver	Nat	Team	Car	Laps	Total Time	Gap	Kph	Best Lap		
									Lap	Time	Kph
<b>GT Cup</b>											
1	23 Luigi GALLO		BESTLAP SPORT	Ferrari 488 Challenge evo	8	21:02.699		119.6	8	1:55.651	163.3
2	43 Riccardo ROMAGNOLI		Team Cars Racing	Porsche 992 GT3 Cup	8	21:03.130	+0.431	119.6	8	1:55.646	163.3
3	7 Danilo PAOLETTI		Team Track & go	Porsche 992 GT3 Cup	8	21:03.753	+1.054	119.5	8	1:55.853	163.0
4	76 Luciano TARABINI		Autorlando Sport	Porsche 992 GT3 Cup	8	21:08.380	+5.681	119.1	6	1:57.511	160.7
5	13 Adriano VISDOMINI		Next Motorsport	Porsche 991 GT3 Cup	8	21:14.225	+11.526	118.5	8	1:59.136	158.5
6	4 Massimo WANCOLLE		Team Cars Racing	Porsche 992 GT3 Cup	8	21:16.575	+13.876	118.3	7	1:59.323	158.2
7	69 Enzo STENTELLA		BESTLAP SPORT	Ferrari 488 Challenge evo	8	21:24.152	+21.453	117.6	7	1:59.501	158.0
8	18 Mauro GUIDETTI		Team Cars Racing	Porsche 991 GT3 Cup	8	21:27.513	+24.814	117.3	8	1:59.893	157.5
9	9 Alessandro REVELLO		Team Cars Racing	Porsche 992 GT3 Cup	8	23:21.794	+219.095	107.8	5	2:28.329	127.3
10	101 Roberto SESTINI		DP	Ferrari 458	7	21:19.806	1 Lap	103.3	7	2:11.026	144.1
<b>GT Cup Light</b>											
1	11 Stefano INAMA		DP	Ferrari 458	8	21:19.264		118.1	7	1:58.921	158.8
<b>GT X</b>											
<b>Not classified</b>											
139	'Alex FOX'		FORMULA RACING	Ferrari 296 Challenge	1	3:52.658					

Published at: .....

Track Status: **DRY**

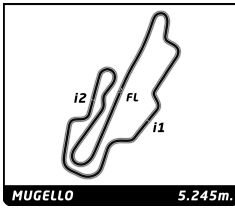
<b>Stewards:</b> Maria Grazia ARBERI CSAI 26127			Gianluca NATALONI CSAI 338031		Antonia MARMILLATA CSAI 371681		<b>Timekeeper:</b> Andrea RAPI	
---	--	--	----------------------------------	--	-----------------------------------	--	-----------------------------------	--



**National GT Challenge**  
Mugello Racing Weekend  
Race 1

Lap Chart

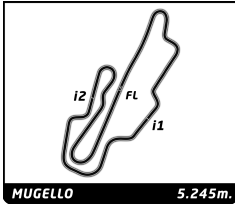
No	Pos	Grid	Lap								
			1	2	3	4	5	6	7	8	
7	1	7	7	23	23	23	23	23	23	23	23
23	2	23	23	7	7	7	7	7	7	43	43
43	3	43	43	43	43	43	43	43	7	7	
139	4	139	139	76	76	76	76	76	76	76	76
13	5	13	13	13	13	13	13	13	13	13	13
76	6	76	76	4	4	4	4	4	4	4	4
4	7	4	4	11	11	11	11	11	11	11	11
11	8	11	11	18	18	18	18	69	69	69	
18	9	18	18	69	69	69	69	18	18	18	
101	10	101	101	101	101	101	9	9	9	9	
9	11	9	9	9	9	101	101	101			
69	12	69	69								



## National GT Challenge Mugello Racing Weekend Race 1

### Best Sector Times

Sector 1			Sector 2			Sector 3			Pos	No Driver	Ideal Lap	Best Lap
Pos	No Driver	Time	No Driver	Time	No Driver	Time	Pos	No Driver				
1	43 R.ROMAGNOLI	39.053	43 R.ROMAGNOLI	36.316	23 L.GALLO	39.991	1	43 R.ROMAGNOLI	1:55.522	1:55.646	(1)	
2	7 D.PAOLETTI	39.142	23 L.GALLO	36.397	7 D.PAOLETTI	40.129	2	23 L.GALLO	1:55.647	1:55.651	(2)	
3	23 L.GALLO	39.259	7 D.PAOLETTI	36.460	43 R.ROMAGNOLI	40.153	3	7 D.PAOLETTI	1:55.731	1:55.853	(3)	
4	76 L.TARABINI	39.341	76 L.TARABINI	37.007	76 L.TARABINI	40.381	4	76 L.TARABINI	1:56.729	1:57.511	(4)	
5	11 S.INAMA	39.995	69 E.STENTELLA	37.271	13 A.VISDOMINI	40.894	5	13 A.VISDOMINI	1:58.676	1:59.136	(6)	
6	13 A.VISDOMINI	40.124	4 M.WANCOLLE	37.386	18 M.GUIDETTI	41.121	6	11 S.INAMA	1:58.921	1:58.921	(5)	
7	4 M.WANCOLLE	40.501	11 S.INAMA	37.445	69 E.STENTELLA	41.347	7	4 M.WANCOLLE	1:59.287	1:59.323	(7)	
8	69 E.STENTELLA	40.787	13 A.VISDOMINI	37.658	4 M.WANCOLLE	41.400	8	69 E.STENTELLA	1:59.405	1:59.501	(8)	
9	18 M.GUIDETTI	40.894	18 M.GUIDETTI	37.878	11 S.INAMA	41.481	9	18 M.GUIDETTI	1:59.893	1:59.893	(9)	
10	101 R.SESTINI	42.843	101 R.SESTINI	40.987	101 R.SESTINI	45.020	10	101 R.SESTINI	2:08.850	2:11.026	(10)	
11	9 A.REVELLO	48.657	9 A.REVELLO	47.414	9 A.REVELLO	50.771	11	9 A.REVELLO	2:26.842	2:28.329	(11)	



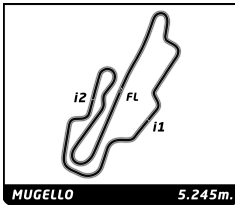
## National GT Challenge

### Mugello Racing Weekend

#### Race 1

#### Best Top Speed

No Driver	Team	Class	Top 1		Top 2		Top 3		Top 4		Top 5		Avg
			Kph	Lap	Kph	Lap	Kph	Lap	Kph	Lap	Kph	Lap	
23 Luigi GALLO	BESTLAP SPORT	GT Cup	<b>269.8</b>	6	269.1	7	269.1	8	265.8	5	234.8	2	261,7
69 Enzo STENTELLA	BESTLAP SPORT	GT Cup	<b>269.8</b>	5	268.4	6	266.5	7	265.8	8	226.0	2	259,3
13 Adriano VISDOMINI	Next Motorsport	GT Cup	<b>269.1</b>	6	267.8	5	267.1	7	266.5	8	231.8	2	260,5
18 Mauro GUIDETTI	Team Cars Racing	GT Cup	<b>267.1</b>	8	265.8	6	265.8	7	262.6	5	230.8	2	258,4
43 Riccardo ROMAGNOLI	Team Cars Racing	GT Cup	<b>267.1</b>	7	265.2	6	262.6	5	262.6	8	226.5	2	256,8
7 Danilo PAOLETTI	Team Track & go	GT Cup	<b>264.5</b>	5	262.0	6	262.0	8	260.7	7	221.4	2	254,1
4 Massimo WANCOLLE	Team Cars Racing	GT Cup	<b>263.9</b>	7	263.9	8	262.0	6	260.7	5	227.9	2	255,7
11 Stefano INAMA	DP	GT Cup Light	<b>263.9</b>	8	262.6	7	261.3	6	260.1	5	227.0	2	255,0
76 Luciano TARABINI	Autorlando Sport	GT Cup	<b>263.9</b>	7	262.6	8	260.7	5	260.7	6	227.0	2	255,0
101 Roberto SESTINI	DP	GT Cup	<b>262.6</b>	5	257.6	7	214.0	2	177.6	6	120.3	3	206,4
9 Alessandro REVELLO	Team Cars Racing	GT Cup	<b>249.9</b>	5	240.0	3	237.4	6	234.8	7	227.9	8	238,0
139 "Alex FOX"	FORMULA RACING	GT X											



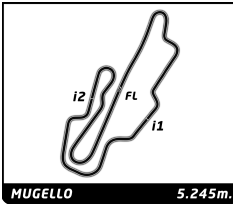
## National GT Challenge

### Mugello Racing Weekend

#### Race 1

#### Leader Sequence by Class

No	Driver	Team	Car	Start Lap	End Lap	Laps	Total Laps
<b>GT Cup</b>							
7	Daniilo PAOLETTI	Team Track & go	Porsche 992 GT3 Cup	1	1	1	1
23	Luigi GALLO	BESTLAP SPORT	Ferrari 488 Challenge evo	2	8	7	7
<b>GT Cup Light</b>							
11	Stefano INAMA	DP	Ferrari 458	1	8	8	8
<b>GT X</b>							
139	"Alex FOX"	FORMULA RACING	Ferrari 296 Challenge	1	1	1	1



## National GT Challenge

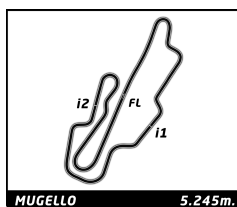
### Mugello Racing Weekend

#### Race 1

#### Fastest Lap Sequence

Elapsed	No	Driver	Team	Car	Class	Time	Kph	Lap
6:06.861	23	Luigi GALLO	BESTLAP SPORT	Ferrari 488 Challenge evo	GT Cup	<b>2:14.909</b>	140.0	2
15:11.886	23	Luigi GALLO	BESTLAP SPORT	Ferrari 488 Challenge evo	GT Cup	<b>1:58.150</b>	159.8	5
17:09.680	23	Luigi GALLO	BESTLAP SPORT	Ferrari 488 Challenge evo	GT Cup	<b>1:57.794</b>	160.3	6
17:11.068	76	Luciano TARABINI	Autorlando Sport	Porsche 992 GT3 Cup	GT Cup	<b>1:57.511</b>	160.7	6
19:07.048	23	Luigi GALLO	BESTLAP SPORT	Ferrari 488 Challenge evo	GT Cup	<b>1:57.368</b>	160.9	7
19:07.484	43	Ricardo ROMAGNOLI	Team Cars Racing	Porsche 992 GT3 Cup	GT Cup	<b>1:56.983</b>	161.4	7
21:02.699	23	Luigi GALLO	BESTLAP SPORT	Ferrari 488 Challenge evo	GT Cup	<b>1:55.651</b>	163.3	8
21:03.130	43	Ricardo ROMAGNOLI	Team Cars Racing	Porsche 992 GT3 Cup	GT Cup	<b>1:55.646</b>	163.3	8



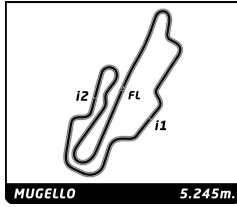


## National GT Challenge Mugello Racing Weekend Race 1

### Analysis by lap

Lapped ■

No	Lap Time	Gap	No	Lap Time	Gap	No	Lap Time	Gap	No	Lap Time	Gap	No	Lap Time	Gap
<b>Lap 1</b>														
			7	1:58.194	0.594									
			43	1:58.294	0.799									
7	3:51.868	0.000	76	1:58.788	1.671									
23	3:51.952	0.084	13	2:00.079	3.351									
43	3:52.348	0.480	4	2:01.442	5.572									
139	3:52.658	0.790	11	2:01.491	6.286									
13	3:53.499	1.631	18	2:03.720	11.914									
76	3:53.725	1.857	69	2:03.527	11.985									
4	3:54.049	2.181	9	2:28.329	40.224									
11	3:54.706	2.838	101	3:30.992	1:40.395									
18	3:55.166	3.298												
101	3:55.362	3.494	<b>Lap 6</b>											
9	3:56.199	4.331	23	1:57.794										
69	3:56.262	4.394	7	1:57.909	0.709									
<b>Lap 2</b>														
23	2:14.909		43	1:57.816	0.821									
7	2:15.755	0.762	76	1:57.511	1.388									
43	2:15.763	1.250	13	2:00.688	6.245									
76	2:15.249	2.113	4	1:59.742	7.520									
13	2:16.158	2.796	11	2:00.165	8.657									
4	2:15.899	3.087	69	2:00.708	14.899									
11	2:15.790	3.635	18	2:02.975	17.095									
18	2:17.442	5.747	9	2:28.541	1:10.971									
69	2:17.220	6.621	<b>Lap 7</b>											
101	2:19.309	7.810	23	1:57.368										
9	2:33.150	22.488	43	1:56.983	0.436									
<b>Lap 3</b>														
			7	1:57.511	0.852									
23	3:28.672		101	2:16.499	1 Lap									
7	3:28.996	1.086	76	1:58.367	2.387									
43	3:28.981	1.559	13	1:59.164	8.041									
76	3:29.193	2.634	4	1:59.323	9.475									
13	3:30.302	4.426	11	1:58.921	10.210									
4	3:30.477	4.892	69	1:59.501	17.032									
11	3:30.734	5.697	18	2:00.845	20.572									
18	3:29.508	6.583	9	2:29.710	1:43.313									
69	3:29.427	7.376	<b>Lap 8</b>											
101	3:28.935	8.073	23	1:55.651										
9	3:15.056	8.872	43	1:55.646	0.431									
<b>Lap 4</b>														
			7	1:55.853	1.054									
23	3:38.203		76	1:58.945	5.681									
7	3:37.667	0.550	13	1:59.136	11.526									
43	3:37.299	0.655	4	2:00.052	13.876									
76	3:36.602	1.033	11	2:02.006	16.565									
13	3:35.199	1.422	101	2:11.026	1 Lap									
4	3:35.591	2.280	69	2:00.072	21.453									
11	3:35.451	2.945	18	1:59.893	24.814									
18	3:37.964	6.344	9	2:31.433	2:19.095									
69	3:37.435	6.608	<b>Lap 5</b>											
101	3:37.683	7.553	23	1:58.150										
9	3:39.376	10.045	<b>Lap 5</b>											
<b>Lap 5</b>														
23	1:58.150		<b>Lap 5</b>											



# National GT Challenge Mugello Racing Weekend Race 1

## Sector Analysis

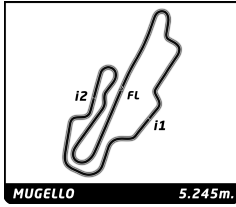
— Invalidated Lap

■ Personal Best

■ Session Best

■ Crossing the pit lane

Lap	Time	Sector 1	Sector 2	Sector 3	T.Sp	Elapsed	Lap	Time	Sector 1	Sector 2	Sector 3	T.Sp	Elapsed
<b>4</b>	<b>Massimo WANCOLLE</b> Team Cars Racing Porsche 992 GT3 Cup						<b>18</b>	<b>Mauro GUIDETTI</b> Team Cars Racing Porsche 991 GT3 Cup					
1	3:54.049	1:25.440	1:10.281	1:18.328		3:54.049	1	3:55.166	1:28.638	1:10.256	1:16.272		3:55.166
2	2:15.899	43.151	38.323	54.425	227.9	6:09.948	2	2:17.442	44.531	39.267	53.644	230.8	6:12.608
3	3:30.477	1:11.625	1:05.814	1:13.038	107.2	9:40.425	3	3:29.508	1:10.830	1:06.136	1:12.542	115.2	9:42.116
4	3:35.591	1:16.514	1:08.538	1:10.539	110.3	13:16.016	4	3:37.964	1:16.871	1:08.523	1:12.570	96.6	13:20.080
5	2:01.442	41.605	38.280	41.557	260.7	15:17.458	5	2:03.720	42.808	38.754	42.158	262.6	15:23.800
6	1:59.742	40.522	37.501	41.719	262.0	17:17.200	6	2:02.975	42.209	38.614	42.152	265.8	17:26.775
7	<b>1:59.323</b>	<b>40.501</b>	<b>37.422</b>	<b>41.400</b>	263.9	19:16.523	7	2:00.845	41.084	38.174	41.587	265.8	19:27.620
8	2:00.052	40.676	<b>37.386</b>	41.990	263.9	21:16.575	8	<b>1:59.893</b>	<b>40.894</b>	<b>37.878</b>	<b>41.121</b>	267.1	21:27.513
<b>7</b>	<b>Danilo PAOLETTI</b> Team Track & go Porsche 992 GT3 Cup						<b>23</b>	<b>Luigi GALLO</b> BESTLAP SPORT Ferrari 488 Challenge evo					
1	3:51.868	1:18.010	1:11.860	1:21.998		3:51.868	1	3:51.952	1:19.147	1:11.489	1:21.316		3:51.952
2	2:15.755	42.652	37.908	55.195	221.4	6:07.623	2	2:14.909	42.147	37.864	54.898	234.8	6:06.861
3	3:28.996	1:10.999	1:05.267	1:12.730	111.1	9:36.619	3	3:28.672	1:10.769	1:04.975	1:12.928	120.4	9:35.533
4	3:37.667	1:16.675	1:09.154	1:11.838	102.8	13:14.286	4	3:38.203	1:16.478	1:09.424	1:12.301	113.4	13:13.736
5	1:58.194	40.473	37.372	40.349	264.5	15:12.480	5	1:58.150	40.817	37.191	40.142	265.8	15:11.886
6	1:57.909	39.812	37.387	40.710	262.0	17:10.389	6	1:57.794	40.273	37.295	40.226	269.8	17:09.680
7	1:57.511	39.664	<b>36.460</b>	41.387	260.7	19:07.900	7	1:57.368	39.580	<b>36.397</b>	41.391	269.1	19:07.048
8	<b>1:55.853</b>	<b>39.142</b>	36.582	<b>40.129</b>	262.0	21:03.753	8	<b>1:55.651</b>	<b>39.259</b>	36.401	<b>39.991</b>	269.1	21:02.699
<b>9</b>	<b>Alessandro REVELLO</b> Team Cars Racing Porsche 992 GT3 Cup						<b>43</b>	<b>Riccardo ROMAGNOLI</b> Team Cars Racing Porsche 992 GT3 Cup					
1	3:56.199	1:30.159	1:09.828	1:16.212		3:56.199	1	3:52.348	1:20.547	1:10.690	1:21.111		3:52.348
2	2:33.150	51.774	48.697	52.679	211.1	6:29.349	2	2:15.763	42.343	37.931	55.489	226.5	6:08.111
3	3:15.056	56.922	1:05.974	1:12.160	240.0	9:44.405	3	3:28.981	1:11.162	1:05.639	1:12.180	108.5	9:37.092
4	3:39.376	1:16.791	1:08.395	1:14.190	104.6	13:23.781	4	3:37.299	1:17.160	1:08.698	1:11.441	98.8	13:14.391
5	<b>2:28.329</b>	<b>48.657</b>	48.179	51.493	249.9	15:52.110	5	1:58.294	40.572	37.424	40.298	262.6	15:12.685
6	2:28.541	50.201	47.569	<b>50.771</b>	237.4	18:20.651	6	1:57.816	39.838	37.342	40.636	265.2	17:10.501
7	2:29.710	50.510	47.983	51.217	234.8	20:50.361	7	1:56.983	<b>39.053</b>	<b>36.316</b>	41.614	267.1	19:07.484
8	2:31.433	50.808	<b>47.414</b>	53.211	227.9	23:21.794	8	<b>1:55.646</b>	39.062	36.431	<b>40.153</b>	262.6	21:03.130
<b>11</b>	<b>Stefano INAMA</b> DP Ferrari 458						<b>69</b>	<b>Enzo STENTELLA</b> BESTLAP SPORT Ferrari 488 Challenge evo					
1	3:54.706	1:26.301	1:10.525	1:17.880		3:54.706	1	3:56.262	1:31.371	1:09.968	1:14.923		3:56.262
2	2:15.790	43.066	38.224	54.500	227.0	6:10.496	2	2:17.220	44.753	38.238	54.229	226.0	6:13.482
3	3:30.734	1:11.861	1:05.984	1:12.889	110.8	9:41.230	3	3:29.427	1:10.455	1:06.542	1:12.430	116.8	9:42.909
4	3:35.451	1:16.481	1:08.590	1:10.380	113.4	13:16.681	4	3:37.435	1:16.932	1:08.392	1:12.111	100.2	13:20.344
5	2:01.491	41.407	38.307	41.777	260.1	15:18.172	5	2:03.527	41.971	38.719	42.837	269.8	15:23.871
6	2:00.165	40.373	37.980	41.812	261.3	17:18.337	6	2:00.708	40.913	37.917	41.878	268.4	17:24.579
7	<b>1:58.921</b>	<b>39.995</b>	<b>37.445</b>	<b>41.481</b>	262.6	19:17.258	7	<b>1:59.501</b>	40.883	<b>37.271</b>	<b>41.347</b>	266.5	19:24.080
8	2:02.006	40.527	37.679	43.800	263.9	21:19.264	8	2:00.072	<b>40.787</b>	37.806	41.479	265.8	21:24.152
<b>13</b>	<b>Adriano VISDOMINI</b> Next Motorsport Porsche 991 GT3 Cup						<b>76</b>	<b>Luciano TARABINI</b> Autorlando Sport Porsche 992 GT3 Cup					
1	3:53.499	1:23.201	1:10.365	1:19.933		3:53.499	1	3:53.725	1:24.647	1:10.465	1:18.613		3:53.725
2	2:16.158	43.053	38.396	54.709	231.8	6:09.657	2	2:15.249	42.838	37.140	55.271	227.0	6:08.974
3	3:30.302	1:11.413	1:05.787	1:13.102	112.4	9:39.959	3	3:29.193	1:11.102	1:05.540	1:12.551	110.4	9:38.167
4	3:35.199	1:16.584	1:08.305	1:10.310	108.7	13:15.158	4	3:36.602	1:17.077	1:08.551	1:10.974	115.5	13:14.769
5	2:00.079	41.337	<b>37.658</b>	41.084	267.8	15:15.237	5	1:58.788	40.425	37.492	40.871	260.7	15:13.557
6	2:00.688	41.323	38.413	40.952	269.1	17:15.925	6	<b>1:57.511</b>	<b>39.341</b>	37.233	40.937	260.7	17:11.068
7	1:59.164	40.470	37.800	<b>40.894</b>	267.1	19:15.089	7	1:58.367	40.034	37.690	40.643	263.9	19:09.435
8	<b>1:59.136</b>	<b>40.124</b>	37.988	41.024	266.5	21:14.225	8	1:58.945	41.557	<b>37.007</b>	<b>40.381</b>	262.6	21:08.380



## National GT Challenge

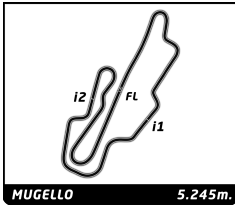
### Mugello Racing Weekend

#### Race 1

### Sector Analysis

\_ Invalidated Lap    
 ■ Personal Best    
 ■ Session Best    
 B Crossing the pit lane

Lap	Time	Sector 1	Sector 2	Sector 3	T.Spd	Elapsed	Lap	Time	Sector 1	Sector 2	Sector 3	T.Spd	Elapsed
<b>101</b> Roberto SESTINI DP Ferrari 458													
1	3:55.362	1:29.022	1:10.723	1:15.617		3:55.362							
2	2:19.309	45.573	41.913	51.823	214.0	6:14.671							
3	3:28.935	1:10.305	1:06.379	1:12.251	120.3	9:43.606							
4	3:37.683	1:16.949	1:08.439	1:12.295	100.6	13:21.289							
5	3:30.992 <b>B</b>	<b>42.843</b>	41.006	2:07.143	262.6	16:52.281							
6	2:16.499	50.492	<b>40.987</b>	<b>45.020</b>	177.6	19:08.780							
7	<b>2:11.026</b>	43.507	41.983	45.536	257.6	21:19.806							
<b>139</b> "Alex FOX" FORMULA RACING Ferrari 296 Challenge													
1	3:52.658	1:22.273	<b>1:10.279</b>	<b>1:20.106</b>		3:52.658							

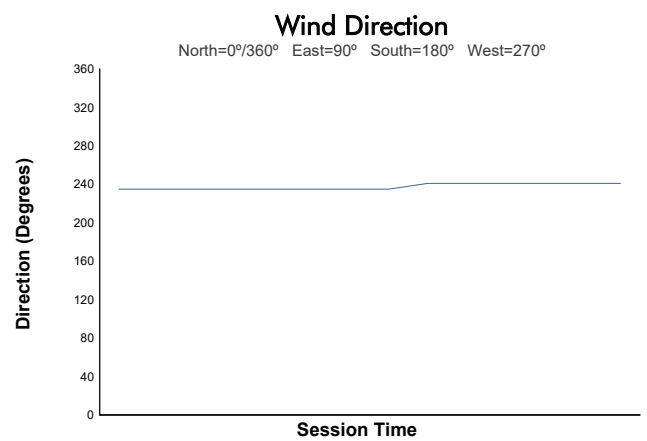
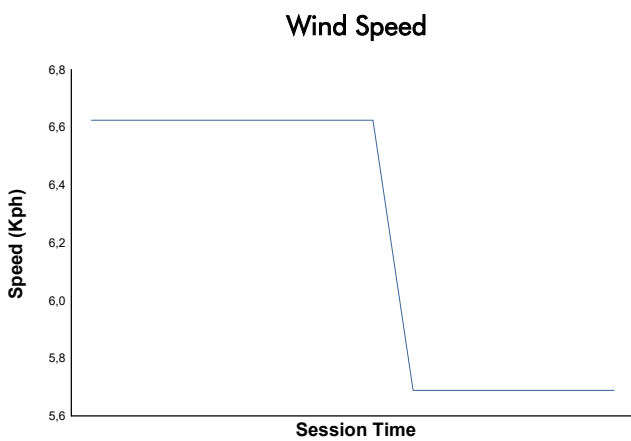
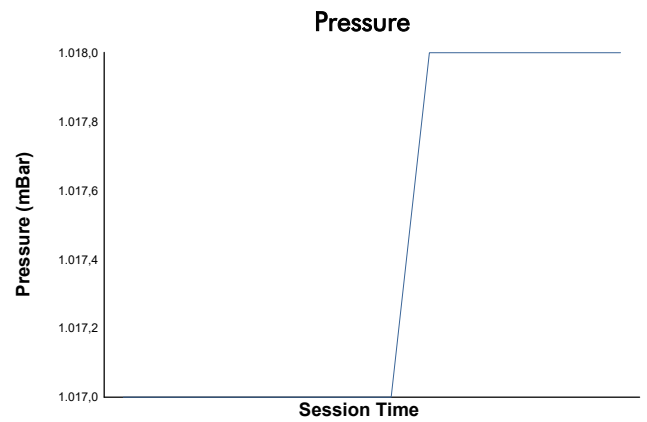
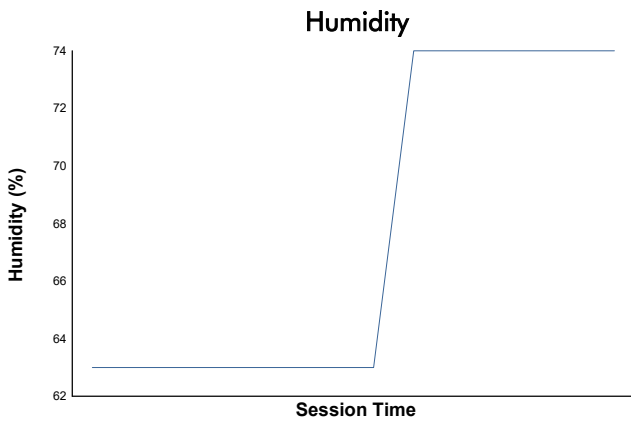
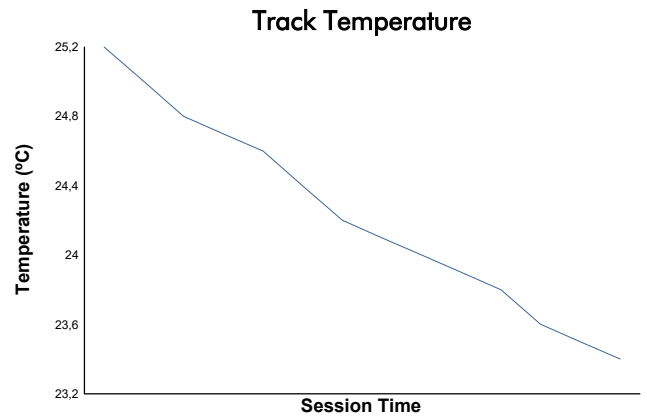
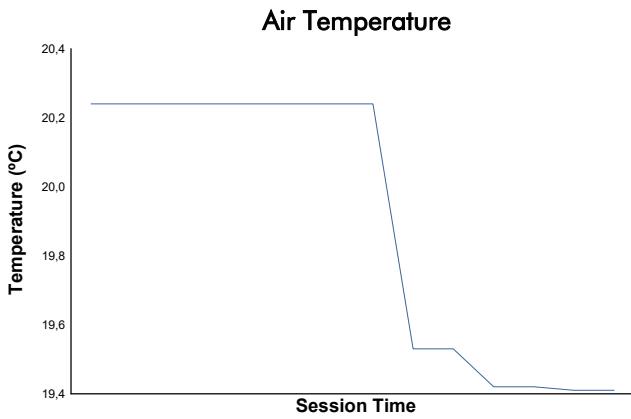


# Mugello Racing Weekend

## National GT Challenge

### Race 1

### Weather Report



Track Status: **DRY**